


TECHNICAL DATA SHEET  
**MONOBLOK PLUS LOCKERS**

*V, T, M, C, P, B, Z and L SERIES*

*by*  **MEGABLOK**





**SV SERIES PLUS**  
1 door per column



**ST SERIES PLUS**  
2 doors per column



**SM SERIES PLUS**  
3 doors per column



**SC SERIES PLUS**  
4 doors per column



**SP SERIES PLUS**  
5 doors per column



**SB SERIES PLUS**  
6 doors per column



**SZ SERIES PLUS**  
8 doors per column



**SL SERIES PLUS**  
2 L-shaped doors per column



## CHARACTERISTICS

Manufactured with cold laminated steel sheet metal, quality DC 01, according to the European Norm EN 10130 with a carbon content of less than 0.12%.

Metal thickness of 0.8 mm.

Previous passivation and degreasing treatment with amorphous phosphating before painting.

Dried in a polymerization oven at 180°C during 15 minutes.

Painted with Epoxy-polyester-powder, through robotized cabins.

Key lock with removable cylinder and master key. With two user keys.

Bisagras de cazoleta regulables, una de ellas con freno para cierre suave.

### Body

Painted in grey RAL 7035 Micro.textured finish. Minimum thickness of the painting: 50 microns.

Welded shelf and coat rod at the SV-Series.

Coat rod at the ST-Series.

Body with reinforcement on the side that has the hinges.

### Metal doors

Painted in blue RAL 5010 or grey RAL 7035, micro-textured finish.

Minimum thickness of 50 microns.

Sandwich-type metal.

Borders without cutting edges.

### Melamine door option

Doors in melamine or hydrophobic melamine of one design at two faces. 19 mm thicknesses. PVC-edged.

### HPL door option

Made of HPL-panels of phenolic resins.


Rigid material, water-resistant, fire-resistant, antibacterial and adequate for wet areas.

Highly resistant against wear, that is why it is ideal for applications with a high index of use and frequent cleaning.

Core of black colour.

According to the european norms EN 438-1 and EN 438-2. Density 1450 Kg/m<sup>3</sup> according to DIN 53479. Water-absorption of less than 3%. Side panels of 10 mm thickness.

Maintenance-free.





## METAL COLOURS

RAL 9010	RAL 9001	RAL 1017	RAL 1021	RAL 2004	RAL 4010	RAL 3017	RAL 3000	RAL 3005	RAL 4005	RAL 6029
RAL 6034	RAL 5015	RAL 5023	RAL 5010	RAL 8025	RAL 7035	RAL 9006	RAL 7036	RAL 7016	RAL 9005	

## MELAMINE COLOURS

M-060	M-34W	M-172	M-155C	M-4AT	M-183	M-34W	M-22G	M-35W	
M-023	M-U522	M-72E	M-231	MM-240	M-52A	M-50D	M-515	M-17N	
M-75V	M-18N	M-99Q	M-06F						

## HPL COLOURS

F-085	F-0074	F-0851	F-0010	F-0011	F-0232	F-0210	F-0725	F-6901	F-2478
F-0318	F-0718	F-0717	F-0193	F-0077	F-0080	FM-100	FM-200	FF-405	



## LOCKS



**Standard:** Key lock



Padlockable Polyamide Lock (optional padlock)



Padlockable Metallic Lock 1 (optional combination padlock)



Padlockable Metallic Lock 2 (optional combination padlock)



Metal handle



Coin-operated Lock (coin-return)



Coin-operated Lock + Coin Collect Box (cash box, non coin-return)



Lock of 4 manual digits with emergency key



Electronic lock combination of 4 digits NEXT 1



Electronic lock combination of 4 digits NEXT 2



Electronic lock combination of 4 digits SOLA



Electronic lock combination of 4 digits VERSA MINI



Electronic lock combination of 4 digits TELEC



Electronic lock combination of 4 digits ELOCK



Lock of proximity PROXI 2



Lock of proximity PROXI 3



Lock of proximity-VERSA MINI



Interlocking lock

## OPTIONS



Mailbox Slot



Slope Top



Antibacterial paint



Mirror



Bracelet of nylon



Elastic bracelet

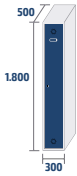


Steel legs

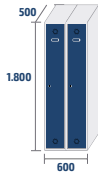


# COMBINATIONS AND DIMENSIONS

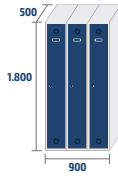
## SV-PLUS SERIES




**SV-30/1-PLUS**



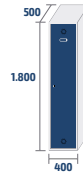
**SV-30/2-PLUS**




**SV-30/3-PLUS**



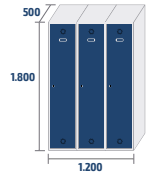
**SV-30/4-PLUS**



**SV-40/1-PLUS**

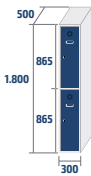


**SV-40/2-PLUS**

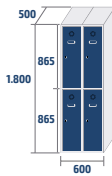


**SV-40/3-PLUS**

## ST-PLUS SERIES



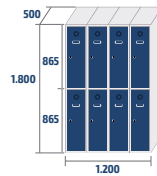
**ST-30/1-PLUS**




**ST-30/2-PLUS**



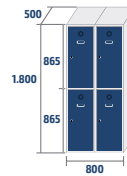
**ST-30/3-PLUS**



**ST-30/4-PLUS**



**ST-40/1-PLUS**

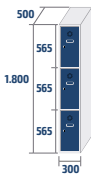


**ST-40/2-PLUS**

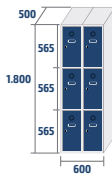


**ST-40/3-PLUS**

## SM-PLUS SERIES



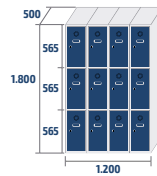
**SM-30/1-PLUS**



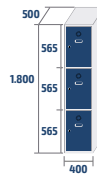
**SM-30/2-PLUS**



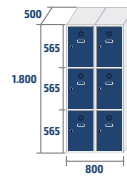
**SM-30/3-PLUS**



**SM-30/4-PLUS**



**SM-40/1-PLUS**




**SM-40/2-PLUS**

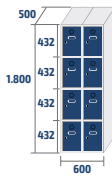


**SM-40/3-PLUS**

## SC-PLUS SERIES



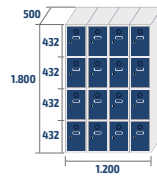
**SC-30/1-PLUS**



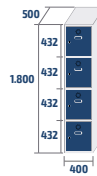
**SC-30/2-PLUS**



**SC-30/3-PLUS**



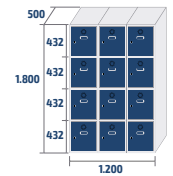
**SC-30/4-PLUS**



**SC-40/1-PLUS**



**SC-40/2-PLUS**



**SC-40/3-PLUS**

To the depth of the changing rooms, the thickness of the type of door chosen must be added:

Metal door : 19 mm thickness.


Melamine door: 18 mm thickness.

HPL door: 12 mm thickness.

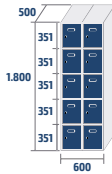


# COMBINATIONS AND DIMENSIONS

## SP-PLUS SERIES



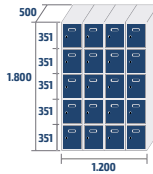
**SP-30/1-PLUS**




**SP-30/2-PLUS**



**SP-30/3-PLUS**



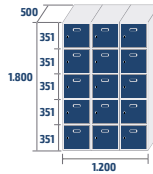
**SP-30/4-PLUS**



**SP-40/1-PLUS**




**SP-40/2-PLUS**

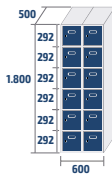


**SP-40/3-PLUS**

## SB-PLUS SERIES




**SB-30/1-PLUS**




**SB-30/2-PLUS**



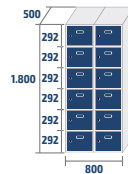
**SB-30/3-PLUS**



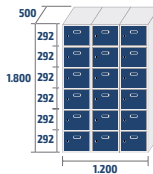
**SB-30/4-PLUS**



**SB-40/1-PLUS**




**SB-40/2-PLUS**




**SB-40/3-PLUS**

## SZ-PLUS SERIES




**SZ-30/1-PLUS**




**SZ-30/2-PLUS**



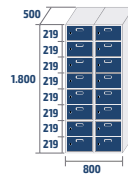
**SZ-30/3-PLUS**




**SZ-30/4-PLUS**



**SZ-40/1-PLUS**



**SZ-40/2-PLUS**

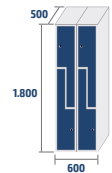


**SZ-40/3-PLUS**

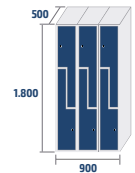
## SL-PLUS SERIES



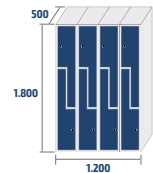
**SL-30/1-PLUS**




**SL-30/2-PLUS**



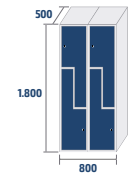
**SL-30/3-PLUS**



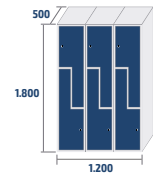
**SL-30/4-PLUS**



**SL-40/1-PLUS**



**SL-40/2-PLUS**



**SL-40/3-PLUS**

To the depth of the changing rooms, the thickness of the type of door chosen must be added:

Metal door : 19 mm thickness.

Melamine door: 18 mm thickness.

HPL door: 12 mm thickness.